



INSTRUCTIONS D'ASSEMBLAGE
ASSEMBLY INSTRUCTIONS

MONARCH
SPECIALTIES INC.

I 7752

CHAISE DE BUREAU -
GRIS SIMILI-CUIR / SUREELEVÉE

OFFICE CHAIR -
GREY LEATHER-LOOK / STAND-UP DESK

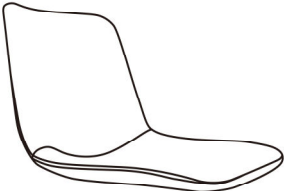


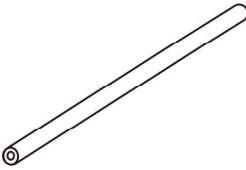


POUR DE L'ASSISTANCE OU POUR COMMANDER
DES PIÈCES CONTACTEZ NOTRE DÉPARTEMENT
DE SERVICE À LA CLIENTÈLE.

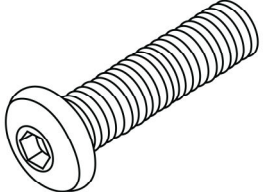
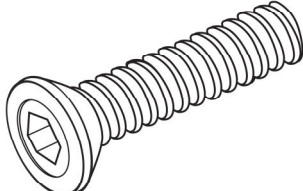
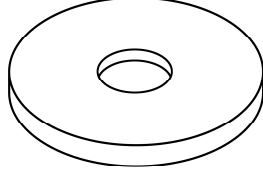
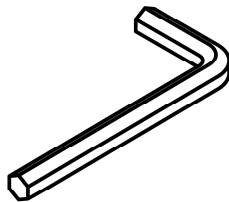
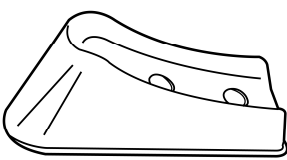
FOR ASSISTANCE OR TO ORDER PARTS
CONTACT OUR CUSTOMER SERVICE DEPARTMENT

WWW.MONARCHSERVICE.COM


LISTE DES PIÈCES
PARTS LIST

PIÈCE / PART #	IMAGE	DESCRIPTION	QTY / QTÉ
1		<p align="center">CHAIR DOSSIER</p>	1
2		<p align="center">LEFT CHAIR LEG PATTE DE CHAISE GAUCHE</p>	1
3		<p align="center">RIGHT CHAIR LEG PATTE DE CHAISE DROITE</p>	1
4		<p align="center">SUPPORT BAR BARRE DE SOUTIEN</p>	2

LISTE DES PIÈCES DE MONTAGE
HARDWARE LIST

PIÈCE / PART #	IMAGE	DESCRIPTION	QTY / QTÉ
A		ASSEMBLING BOLT - Ø 1/4" X 1 1/4" BOULON D'ASSEMBLAGE - Ø 1/4" X 1 1/4"	6
B		ASSEMBLING BOLT - Ø 1/4" X 1 1/4" BOULON D'ASSEMBLAGE - Ø 1/4" X 1 1/4"	4
C		METAL WASHER - Ø 1/4" X 1/2" RONDELLE DE MÉTAL - Ø 1/4" X 1/2"	6
D		HEX KEY CLÉ HEXAGONALE	1
E		FLOOR PROTECTOR - 1" X 2 1/4" PROTECTEUR DE PLANCHER - 1" X 2 1/4"	4

LISTE DES PIÈCES DE MONTAGE
HARDWARE LIST

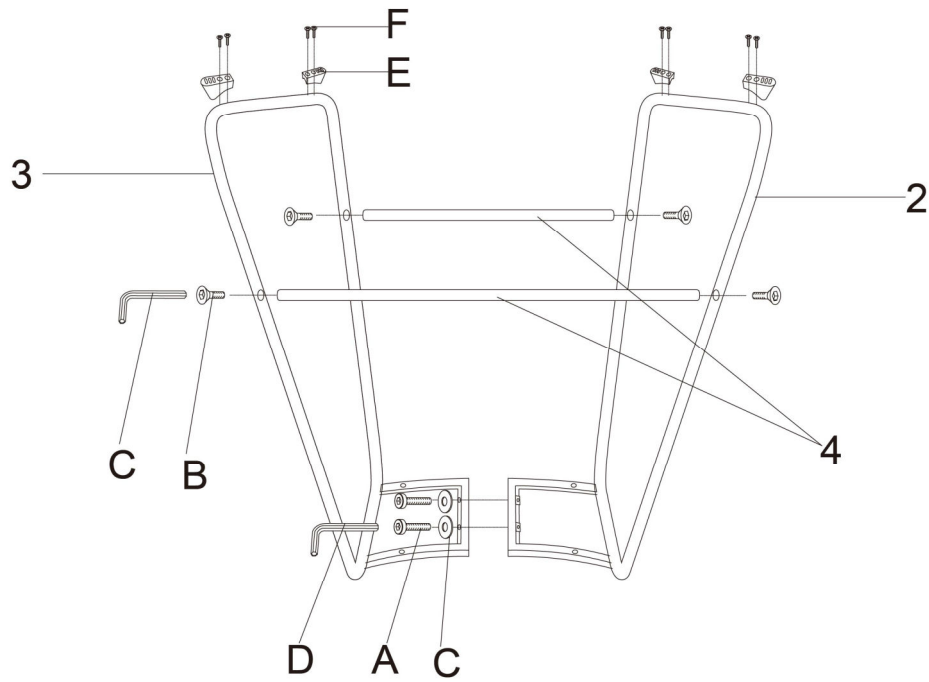
PIÈCE / PART #	IMAGE	DESCRIPTION	QTY / QTÉ
F		ASSEMBLING BOLT - Ø 1/8" X 5/8" BOULON D'ASSEMBLAGE - Ø 1/8" X 5/8"	8



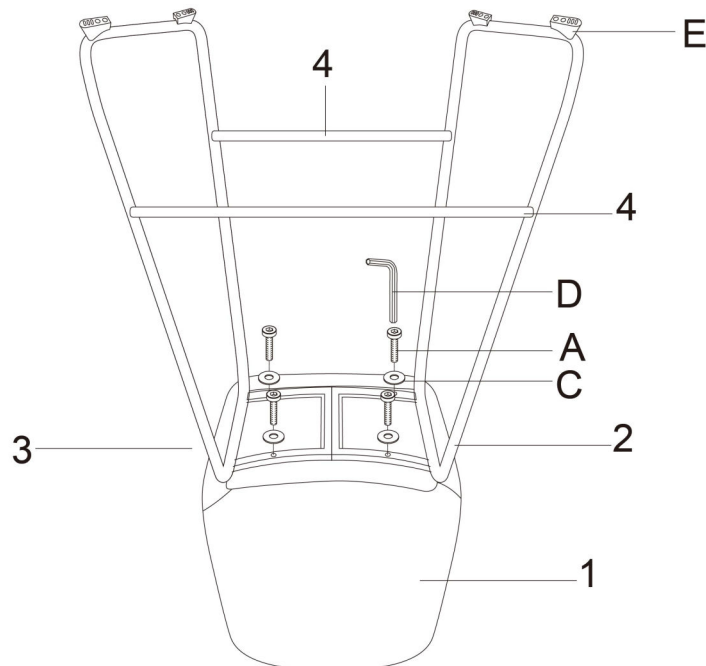
OUTIL DE VÉRIFICATION DE DIMENSIONS DES PIÈCES
HARDWARE DIMENSIONS VERIFICATION TOOL



ÉTAPE / STEP 1



ÉTAPE / STEP 2



ÉTAPE / STEP 3

